

ORGANIZATIONAL, DIRECT SUPPORT,
AND GENERAL SUPPORT
MAINTENANCE REPAIR PARTS AND
SPECIAL TOOLS LISTS
(INCLUDING DEPOT MAINTENANCE
REPAIR PARTS AND
SPECIAL TOOLS)
FOR
AUDIO OSCILLATORS
TS-421/U AND TS-421A/U
(NSN 6625-00-669-0228)

HEADQUARTERS, DEPARTMENT OF THE ARMY

July 1978

TECHNICAL MANUAL }
 No. 11-6625-355-24P }

HEADQUARTERS
 DEPARTMENT OF THE ARMY
 WASHINGTON, DC, 6 July 1978

ORGANIZATIONAL, DIRECT SUPPORT,
 AND GENERAL SUPPORT MAINTENANCE
 REPAIR PARTS AND SPECIAL
 TOOLS LISTS
 (INCLUDING DEPOT MAINTENANCE
 REPAIR PARTS AND SPECIAL TOOLS)
 FOR

AUDIO OSCILLATORS
 TS-421/U AND TS-421A/U
 (NSN 6625-00-669-0228)

Current as of 30 January 1978

REPORTING OF ERRORS

You can improve this manual by recommending improvements using DA Form 2028-2 located in the back of the manual. Simply tear out the self addressed form, fill it out as shown on the sample, fold it where shown, and drop it in the mail.

If there are no blank DA Form 2028-2 in the back of your manual, use the standard DA Form 2028 (Recommended Changes to Publications and Blank Forms) and forward to the Commander, US Army Communications and Electronics Materiel Readiness Command, ATTN: DRSEL-MA-Q, Fort Monmouth, New Jersey 07703.

In either case a reply will be furnished direct to you.

Table of Contents

		Page	Illus Figure
SECTION	I. Introduction	1	
	II. Repair parts list	5	
GROUP	00 Audio Oscillators TS-421/U, TS-421A/U	5	1-6
SECTION	III. Special tools list (Not applicable)		
	IV. National stock number and part number index	19	

This manual supersedes TM 11-6625-355-20P, 16 December 1974 and TM 11-6625-355-34P, 20 December 1974.

SECTION I

INTRODUCTION

1. Scope

This manual lists spares and repair parts; special tools; special test, measurement, and diagnostic equipment (TMDE), and other special support equipment required for performance of organizational, direct support, and general support maintenance of the TS-421/U and TS-421A/U. It authorizes the requisitioning and issue of spares and repair parts as indicated by the source and maintenance codes.

2. General

This Repair Parts and Special Tools List is divided into the following sections:

a. Section II. Repair Parts List. A list of spares and repair parts authorized for use in the performance of maintenance. The list also includes parts which must be removed for replacement of the authorized parts. Parts lists are composed of functional groups in numeric sequence, with the parts in each group listed in figure and item number sequence.

b. Section III. Special Tools List. Not applicable.

c. Section IV. National Stock Number and Part Number Index. A list, in National item identification number (NIIN) sequence, of all National stock numbers (NSN) appearing in the listings, followed by a list, in alphameric sequence, of all part numbers appearing in the listings. National stock numbers and part numbers are cross-referenced to each illustration figure and item number appearance.

3. Explanation of Columns

a. Illustration. This column is divided as follows:

(1) *Figure number.* Indicates the figure number of the illustration on which the item is shown.

(2) *Item number.* The number used to identify item called out in the illustration.

b. Source, Maintenance, and Recoverability (SMR) Codes.

(1) *Source code.* Source codes indicate the manner of acquiring support items for maintenance, repair, or overhaul of end items. Source codes are entered in the first and second positions of the Uniform SMR Code format as follows:

Code	Definition
------	------------

PA	Item procured and stocked for anticipated or known usage.
----	---

XD—A support item that is not stocked. When required, item will be procured through normal supply channels.

NOTE

Cannibalization or salvage may be used as a source of supply for any items source coded above except those coded XA and aircraft support items as restricted by AR 700-42.

(2) *Maintenance code.* Maintenance codes are assigned to indicate the levels of maintenance authorized to USE and REPAIR support items. The maintenance codes are entered in the third and fourth positions of the Uniform SMR Code format as follows:

(a) The maintenance code entered in the third position will indicate the lowest maintenance level authorized to remove, replace, and use the support item. The maintenance code entered in the third position will indicate one of the following levels of maintenance:

Code	Application/Explanation
------	-------------------------

O	Support item is removed, replaced, used at the organizational level.
---	--

H	Support item is removed, replaced, used at the general support level.
---	---

(b) The maintenance code entered in the fourth position indicates whether the item is to be repaired and identifies the lowest maintenance level with the capability to perform complete repair (i.e., all authorized maintenance functions). This position will contain one of the following maintenance codes:

Code	Application/Explanation
------	-------------------------

H	The lowest maintenance level capable of complete repair of the support item is the general support level.
---	---

Z	Nonreparable. No repair is authorized.
---	--

(3) *Recoverability code.* Recoverability codes are assigned to support items to indicate the disposition action on unserviceable items. The recoverability code is entered in the fifth position of the Uniform SMR Code format as follows:

Recoverability
codes

Definition

Z-Nonreparable item. When unserviceable, condemn and dispose at the level indicated in position 3.

H-Reparable item. When uneconomically reparable, condemn and dispose at the general support level.

c. National Stock Number. Indicates the National stock number assigned to the item and will be used for requisitioning purposes.

d. Part Number. Indicates the primary number used by the manufacturer (individual, company, firm, corporation, or Government activity), which controls the design and characteristics of the item by means of its engineering drawings, specifications, standards, and inspection requirements to identify an item or range of items.

NOTE

When a stock numbered item is requisitioned, the repair part received may have a different part number than the part being replaced.

e. Federal Supply Code for Manufacturer (FSCM). The FSCM is a 5-digit numeric code listed in SB 708-42 which is used to identify the manufacturer, distributor, or Government agency, etc.

f. Description. Indicates the Federal item name and, if required, a minimum description to identify the item.

g. Unit of Measure (U/M). Indicates the standard of the basic quantity of the listed item as used in performing the actual maintenance function. This measure is expressed by a two-character alphabetical abbreviation (e.g., ea, in, pr, etc). When the unit of measure differs from the unit of issue, the lowest unit of issue that will satisfy the required units of measure will be requisitioned.

h. Quantity Incorporated in Unit. Indicates the quantity of the item used in the breakout shown on the illustration figure, which is prepared for a functional group, subfunctional group, or an assembly. A "V" appearing in this column in lieu of a quantity indicates that no specific quantity is applicable, (e.g., shims, spacers, etc).

4. Special Information

a. Usable on codes are shown in the description column. Uncoded items are applicable to all models. Identification of the usable on codes used in this publication are:

<i>Code</i>	<i>Used on</i>
BTV	TS-421/U
BAJ	TS-421A/U

b. The following publications pertain to the TS-421/U and TS-421A/U and their components:

TM 11-6625-355-12, Audio Oscillators TS-421/U and TS-421A/U

TM 11-6625-355-45, Audio Oscillators TS-421/U and TS-421A/U

5. How to Locate Repair Parts

a. When National stock number or part number is unknown.

(1) *First.* Using the table of contents, determine the functional group within which the item belongs. This is necessary since illustrations are prepared for functional groups and listings are divided into the same groups.

(2) *Second.* Find the illustration covering the functional group to which the item belongs.

(3) *Third.* Identify the item on the illustration and note the illustration figure and item number of the item.

(4) *Fourth.* Using the Repair Parts Listing, find the figure and item number noted on the illustration.

b. When National stock number or part number is known.

(1) *First.* Using the Index of National Stock Numbers and Part Numbers, find the pertinent National stock number or part number. This index is in NIIN sequence followed by a list of part numbers in alphameric sequence, cross-referenced to the illustration figure number and item number.

(2) *Second.* After finding the figure and item number, locate the figure and item number in the repair parts list.

6. Applications

Not applicable.

(Next printed page is 4)

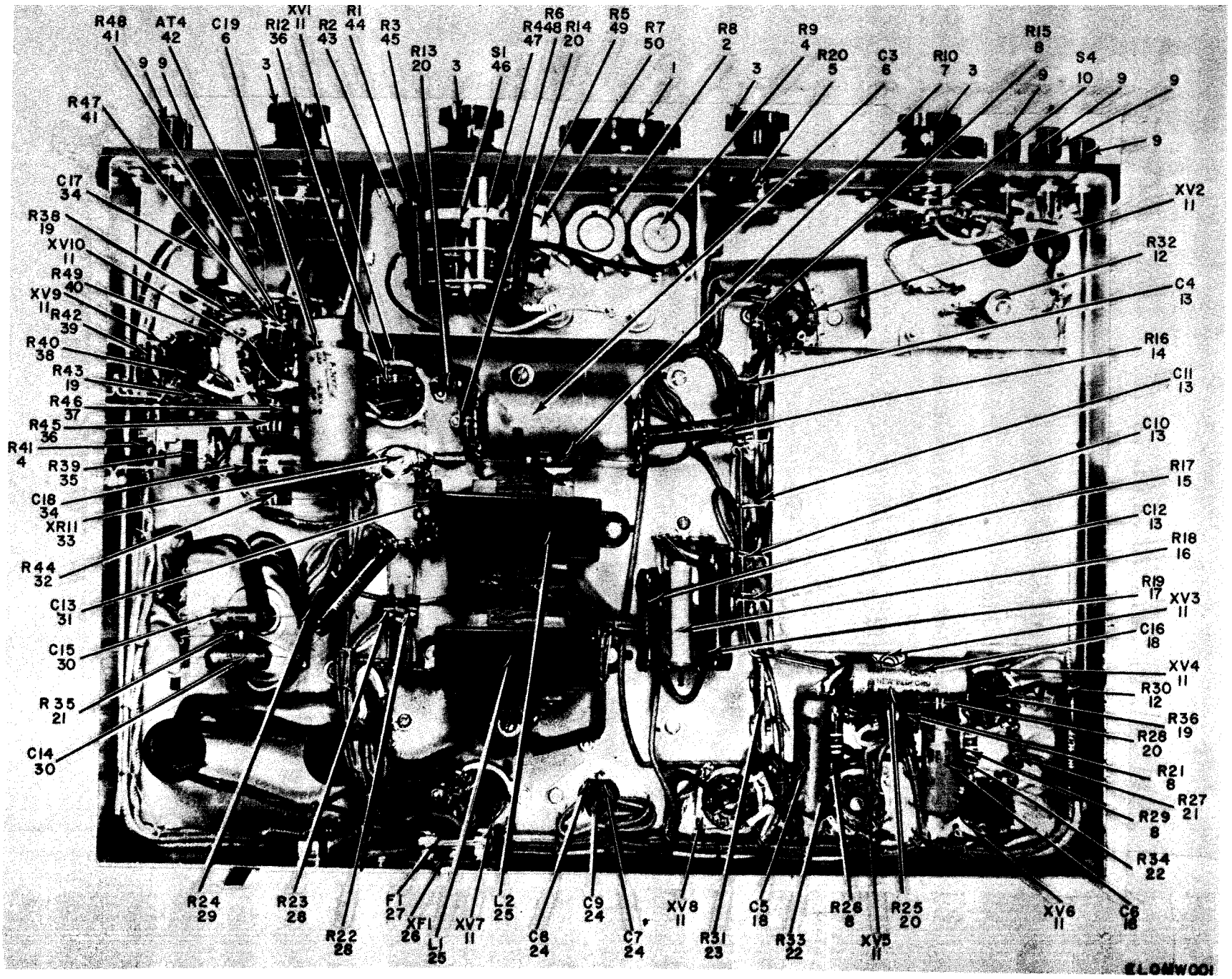
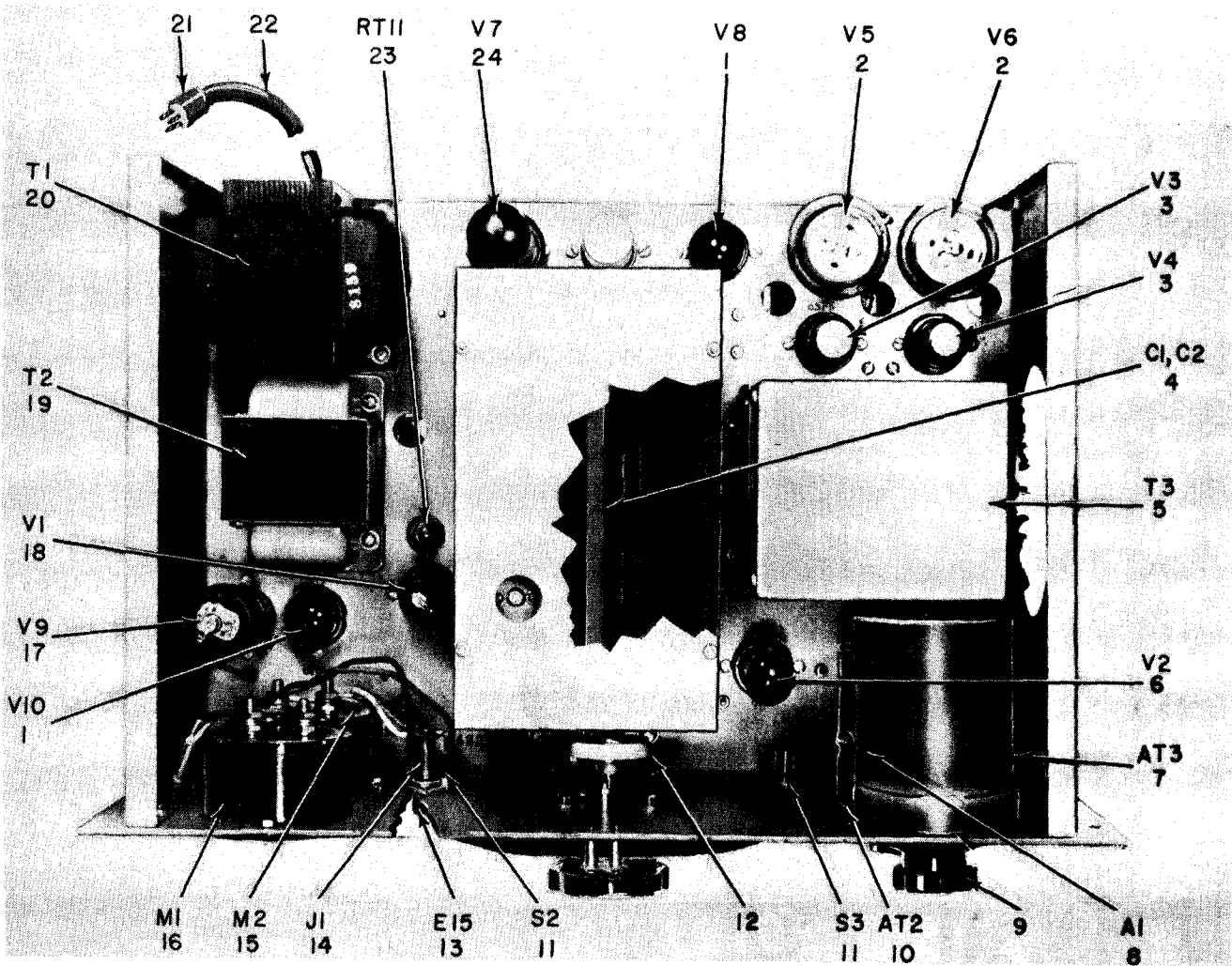


Figure 1. Audio Oscillator TS-421/U, TS-421A/U Bottom View.

ELONWOOD

(1) ILLUSTRATION (A) FIG NO.	(2) (B) ITEM NO.	(3) SMR CODE	(4) NATIONAL STOCK NUMBER	(5) PART NUMBER	(6) DESCRIPTION	(7) USABLE ON CODE	(8) QTY INC IN UNIT
					Group 00		
					TS-421A/U		
1	1	XDOZZ		S312-64BBL	75376 KNOB	BTV	EA 1
1	2	XDHZZ		RV3AUFK503A	81350 RESISTOR, VAR, CMPSN	BTV	EA 1
1	3	PAOZZ	5355-00-161-0699	G41504	80215 KNOB	BTV	EA 4
1	4	PAHZZ	5905-00-643-5626	RV3AUSD502B	81350 RESISTOR, VAR, CMPSN	BTV	EA 2
1	5	XDHZZ		1-010-814	71590 RESISTOR, VAR, CMPSN	BTV	EA 1
1	6	PAHZZ	5910-00-552-1300	CP26A1FF504X	81350 CAPACITOR, FXD, PPR	BTV	EA 2
1	7	PAHZZ	5905-00-101-2442	BW1	75042 RESISTOR, FXD, WW	BTV	EA 1
1	8	XDHZZ		RC32GF564K	81350 RESISTOR, FXD, CMPSN	BTV	EA 4
1	9	PAHZZ	5940-00-815-2612	312-13	91637 POST, BINDING, ELEC	BTV	EA 6
1	10	XDHZZ		137650H1	76854 SWITCH, ROTARY	BTV	EA 1
1	11	PAHZZ	5935-00-935-2231	M12883-01-2	81349 SOCKET, PLUG-IN E	BTV	EA 10
1	12	PAHZZ	5905-00-721-1634	27-5	28480 RESISTOR, FIXED, W	BTV	EA 2
1	13	PAHZZ	5910-00-129-3152	17-205	28480 CAPACITOR, FIXED	BTV	EA 4
1	14	PAHZZ	5905-00-808-1718	RW29V821	81349 RESISTOR, FIXED, W	BTV	EA 1
1	15	XDHZZ		A	10646 RESISTOR, FXD, CMPSN	BTV	EA 1
1	16	XDHZZ		8495088	18876 RESISTOR, FXD, WW	BTV	EA 1
1	17	XDHZZ		2A10000	63743 RESISTOR, FXD, WW	BTV	EA 1
1	18	PAHZZ	5910-00-337-7648	CQR09A1KF104JS3M	81349 CAPACITOR, FXD, PPR	BTV	EA 3
1	19	PAHZZ	5905-00-409-7616	RC20GF105K	81349 RESISTOR, FXD, CMPSN	BTV	EA 3
1	20	PAHZZ	5905-00-299-2004	RC32G104K	81350 RESISTOR, FXD, CMPSN	BTV	EA 4
1	21	XDHZZ		RC32GF332K	81350 RESISTOR, FXD, CMPSN	BTV	EA 2
1	22	PAHZZ	5905-00-114-5441	RCR20G563JS	91349 RESISTOR, FXD, CMPSN	BTV	EA 2
1	23	XDHZZ		2AG26	28480 RESISTOR, FXD, WW	BTV	EA 1
1	24	XDHZZ		CP70E1FF106K	81350 CAPACITOR, FXD, PPR	BTV	EA 3
1	25	PAHZZ	5950-00-809-4571	9110-0004	28480 REACTOR	BTV	EA 2
1	26	PAHZZ	5920-00-462-3342	342001	75915 FUSEHOLDER, EXTRA	BTV	EA 1
1	27	PAOZZ	5920-00-117-8280	MDL1-6	71400 FUSE, CARTRIDGE	BTV	EA 1
1	28	PAHZZ	5905-00-106-9346	RCR32G103J	81349 RESISTOR, FXD, CMPSN	BTV	EA 2
1	29	PAHZZ	5905-00-882-1867	RW32V242	81349 RESISTOR, FIXED, W	BTV	EA 1
1	30	PAHZZ	5910-00-080-5735	160-0006	02734 CAPACITOR, FIXED,	BTV	EA 2
1	31	PAHZZ	5910-00-100-8134	CM20B391K	81349 CAPACITOR, FXD, MICA	BTV	EA 1
1	32	PAHZZ	5905-00-279-4302	RC32GF274K	81350 RESISTOR, FXD, CMPSN	BTV	EA 1
1	33	PAHZZ	6250-00-299-6916	659-1	95263 LAMPHOLDER	BTV	EA 1
1	34	XDHZZ		CP26A1EF503X	81350 CAPACITOR, FXD, PPR	BTV	EA 2
1	35	PAHZZ	5905-00-087-6593	RW67V152	81349 RESISTOR, FXD, WW	BTV	EA 1
1	36	XDHZZ		RC32GF333K	81350 RESISTOR, FXD, CMPSN	BTV	EA 2
1	37	PAHZZ	5905-00-104-8351	RCR32G154JS	81349 RESISTOR, FXD, CMPSN	BTV	EA 1
1	38	PAHZZ	5905-00-141-1267	RCR32G102JR	81349 RESISTOR, FXD, CMPSN	BTV	EA 1

(1) ILLUSTRATION (A) FIG NO.	(2) (B) ITEM NO.	(3) SMR CODE	(4) NATIONAL STOCK NUMBER	(5) PART NUMBER	(6) DESCRIPTION	(7) USABLE ON CODE U/M	(8) QTY INC IN UNIT
1	39	PAHZZ	5905-00-121-9861	RCR32G102JS	81349 RESISTOR,FXD,CMPSN	BTV EA	1
1	40	XDHZZ		2G52	28480 RESISTOR,FXD,WW	BTV EA	
1	41	PAHZZ	5905-00-299-2019	RC32GF223K	81350 RESISTOR,FIXED	BTV EA	2
1	42	PAHZZ	5905-00-404-6810	2G53	28480 ATTENUATOR,VARIA	BTV EA	1
1	43	PAHZZ	5905-00-707-1030	RN7008453F	81349 RESISTOR,FIXED	BTV EA	1
1	44	XDHZZ		MDC8604F	75042 RESISTOR,FXD,FILM	BTV EA	1
1	45	PAHZZ	5905-00-078-8761	RN70D8452A	81349 RESISTOR,FXD,FILM	BTV EA	1
1	46	PAHZZ	5930-00-694-1299	26634J3	76854 SWITCH,ROTARY	BTV EA	1
1	47	PAHZZ	5905-00-832-4751	DC100J82503F	91637 RESISTOR,FIXED	BTV EA	1
1	48	PAHZZ	5905-00-553-2219	RN70BB252F	81349 RESISTOR,FXD,FILM	BTV EA	1
1	49	XDHZZ		DC1	19701 RESISTOR,FXD,CMPSN	BTV EA	1
1	50	XDHZZ		2AG30	28480 RESISTOR,VAR,CMPSN	BTV EA	1



REF. DES.	ITEM NO.
E2 THRU E5	25
E6, E7	26
NO REF. DES.	27

ELOMW002

Figure 2. Audio Oscillator TS-421/U, Top View.

TM11-6625-355-2SECTION II

(1) ILLUSTRATION (A) FIG NO.	(B) ITEM NO.	(2) SMR CODE	(3) NATIONAL STOCK NUMBER	(4) PART NUMBER	(5) FSCM	(6) DESCRIPTION	(7) USABLE ON CODE U/M	(8) QTY INC IN UNIT
2	1	PAOZZ	5960-00-188-8499	6H6	81350	ELECTRON TUBE	BTV EA	2
2	2	PAOZZ	5960-00-228-0053	6L6	80131	ELECTRON TUBE	BTV EA	2
2	3	PAOZZ	5960-00-615-5682	6SF5	80131	ELECTRON TUBE	BTV EA	2
2	4	XDHZZ		2AG7	28480	CAPACITOR ASSY	BTV EA	2
2	5	XDHZZ		1543EE49F	78790	TRANSFORMER, AF	BAJ EA	1
2	6	PAOZZ	5960-00-188-8504	6F6	81350	ELECTRON TUBE	BTV EA	1
2	7	PAHZZ	5905-00-404-6810	2G53	28480	ATTENUATOR, VARIA	BTV EA	1
2	8	XDHZZ		600L402PT2AG34A	28480	ATTENUATOR, VAR, WW	BTV EA	2
2	9	PAOZZ	5355-00-161-1179	DNSID	24655	KNOB	BTV EA	2
2	10	PAHHH	5905-00-816-0672	2AG34A100	28480	ATTENUATOR SUBAS	BTV EA	1
2	11	PAHZZ	5930-00-231-1491	8280K16	27191	SWITCH, TOGGLE	BTV EA	2
2	12	PAHZZ	3010-00-032-5475	M25	28480	COUPLING, SHAFT, R	BTV EA	1
2	13	PAOZZ	6240-00-155-8706	MS15571-2	96906	LAMP, INCANDESCENT	BTV EA	1
2	14	PAHZZ	6250-00-299-6916	695-1	95263	LAMPHOLDER	BTV EA	1
2	15	PAHZZ	6625-00-532-4155	205ACSPEC6043	28480	MULTIMETER	BTV EA	1
2	16	PAHZZ	6625-00-498-3519	N135STYLESF32105 -2	88416	MULTIMETER, REPLA	BTV EA	1
2	17	PAOZZ	5960-00-617-8532	6F8G	81350	ELECTRON TUBE	BTV EA	1
2	18	PAOZZ	5960-00-188-8538	6J7	81350	ELECTRON TUBE	BTV EA	1
2	19	XDHZZ		1653F79	78790	TRANSFORMER, AF	BTV EA	1
2	20	PAHZZ	5950-00-645-5801	910-100	28480	TRANSFORMER, POWER	BTV EA	1
2	21	PAHZZ	5935-00-843-7362	MS24663	96906	CONNECTOR, PLUG, E	BTV EA	1
2	22	PAHZZ	6145-00-284-0579	C003MFG3-18J0330	81349	CABLE, POWER, ELEC	BTV FT	V
2	23	PAOZZ	6240-00-143-7510	3S6-5-120V	08108	LAMP, INCANDESCEN	BTV EA	1
2	24	PAOZZ	5960-00-617-3623	5T4	80131	ELECTRON TUBE	BTV EA	1
2	25	XDHZZ		NS3W0108	81350	INSULATOR, STDF	BTV EA	4
2	26	PAHZZ	5970-00-284-8773	44	74970	INSULATOR	BTV EA	2
2	27	PAHZZ	6625-00-715-7797	5MS749	28480	SPRING	BTV EA	1

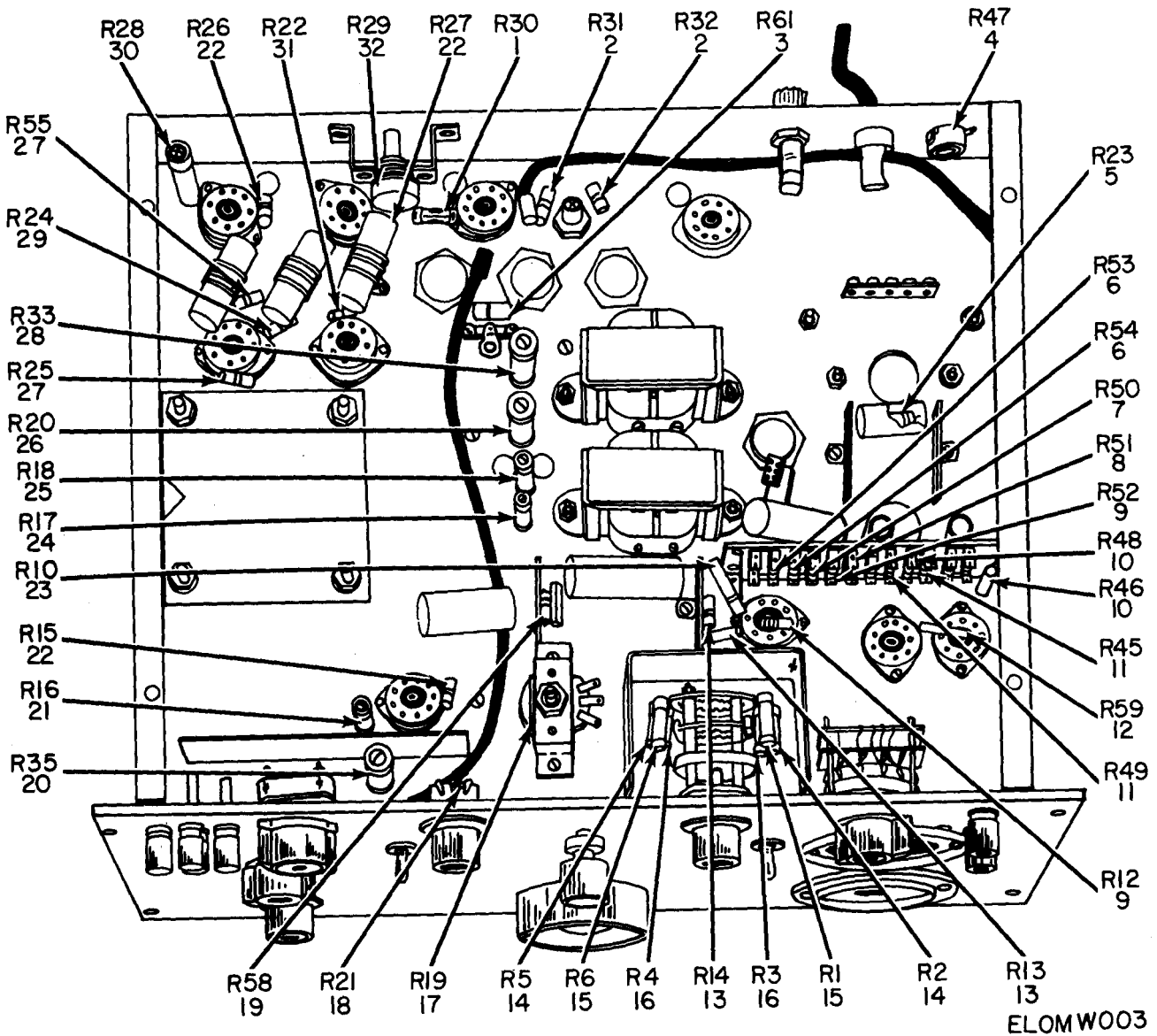
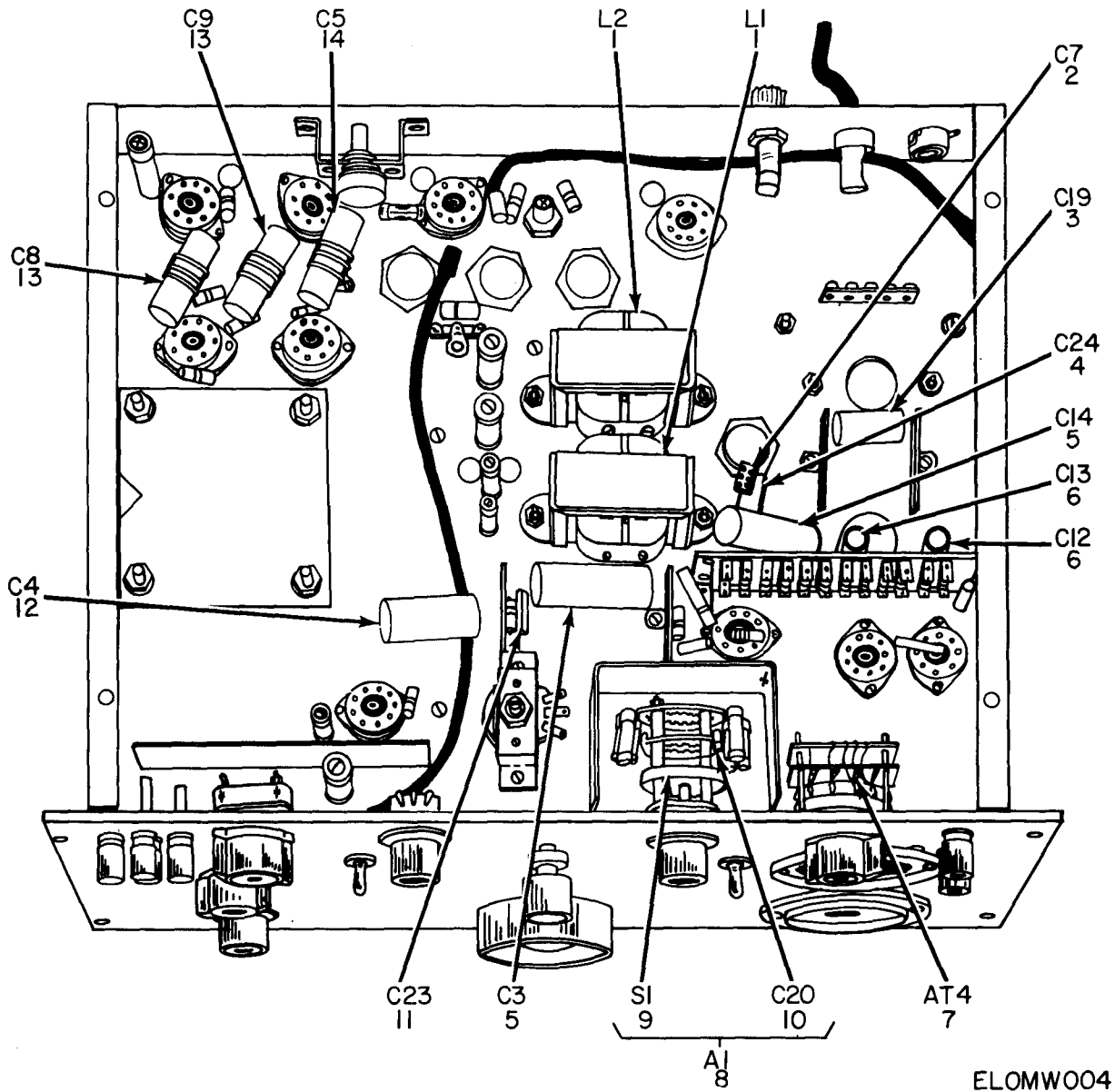


Figure 3. Audio Oscillator TS-421A/U, Bottom View (Resistor Location).

(1) ILLUSTRATION (A) FIG NO.	(B) ITEM NO.	(2) SMR CODE	(3) NATIONAL STOCK NUMBER	(4) PART NUMBER	(5) FSCM	(6) DESCRIPTION	(7) USABLE ON CODE U/M	(8) QTY INC IN UNIT
3	1	XDHZZ		MF8C02552F	19701	RESISTOR, FXD, FILM	BAJ EA	1
3	2	PAHZZ	5905-00-106-9346	RCR32G103JS	81349	RESISTOR, FXD, CMPSN	BAJ EA	2
3	3	PAHZZ	5905-00-279-2630	RC42GF330K	81350	RESISTOR, FXD, CMPSN	BAJ EA	1
3	4	PAHZZ	5905-00-988-1559	2100-0022	28480	RESISTOR, VAR, WW	BAJ EA	1
3	5	XDHZZ		RC32GF822K	81350	RESISTOR, FXD, CMPSN	BAJ EA	1
3	6	PAHZZ	5905-00-299-2019	RC32GF223K	81350	RESISTOR, FIXED	BAJ EA	2
3	7	PAHZZ	5905-00-104-8351	RCR32G154JS	81349	RESISTOR, FXD, CMPSN	BAJ EA	1
3	8	PAHZZ	5905-00-279-4302	RC32GF274K	81350	RESISTOR, FXD, CMPSN	BAJ EA	1
3	9	XDHZZ		RC32GF333K	81350	RESISTOR, FXD, CMPSN	BAJ EA	2
3	10	PAHZZ	5905-00-121-9861	RCR32G102JS	81349	RESISTOR, FXD, CMPSN	BAJ EA	2
3	11	PAHZZ	5905-00-409-7616	RC20GF105K	81350	RESISTOR, FXD, CMPSN	BAJ EA	2
3	12	PAHZZ	5905-00-643-9461	FYG7R0K	12697	RESISTOR, FIXED	BAJ EA	1
3	13	PAHZZ	5905-00-299-2004	RC32GF104K	81350	RESISTOR, FXD, CMPSN	BAJ EA	2
3	14	XDHZZ		DC1-18493F	19701	RESISTOR, FXD, FILM	BAJ EA	2
3	15	XDHZZ		MDC8604F	75042	RESISTOR, FXD, FILM	BAJ EA	2
3	16	XDHZZ		DC1	19701	RESISTOR, FXD, FILM	BAJ EA	2
3	17	PAHZZ	5905-00-538-4233	RA30NASD102A	81349	RESISTOR, VARIABL	BAJ EA	1
3	18	PAHZZ	5905-00-195-2711	RV4AUSD253A	81350	RESISTOR, VAR, CMPSN	BAJ EA	1
3	19	PAHZZ	5905-00-258-6557	RC32GF273K	81350	RESISTOR, FXD, CMPSN SELECT	BAJ EA	1
3	19	PAHZZ	5905-00-299-2015	RC32GF393J	81349	RESISTOR, FXD, CMPSN SELECT	BAJ EA	1
3	20	PAHZZ	5905-00-259-2509	2R	35434	RESISTOR, FXD, WW	BAJ EA	1
3	21	PAHZZ	5905-00-808-1718	RW29V821	81349	RESISTOR, FIXED	BAJ EA	1
3	22	XDHZZ		RC32GF564K	81350	RESISTOR, FXD, CMPSN	BAJ EA	3
3	23	PAHZZ	5905-00-101-2442	BW1	75042	RESISTOR, FXD, WW	BAJ EA	1
3	24	PAHZZ	5905-00-280-0530	1-3-4EV	35434	RESISTOR, FXD, WW	BAJ EA	1
3	25	XDHZZ		8495088	18876	RESISTOR, FXD, WW	BAJ EA	1
3	26	PAHZZ	5905-00-195-7640	R20-9-10K10	35434	RESISTOR, FXD, WW	BAJ EA	1
3	27	PAHZZ	5905-00-299-2019	RC32GF223K	81350	RESISTOR, FXD, CMPSN	BAJ EA	2
3	28	PAHZZ	5905-00-195-3468	2R500	35434	RESISTOR, FXD, WW	BAJ EA	1
3	29	XDHZZ		RC32GF155K	81350	RESISTOR, FXD, CMPSN	BAJ EA	1
3	30	XDHZZ		2AG27-5	28480	RESISTOR, FXD, WW	BAJ EA	1
3	31	PAHZZ	5905-00-247-8684	RCR32G105JS	81350	RESISTOR, FXD, CMPSN	BAJ EA	1
3	32	PAHZZ	5905-00-643-5626	RV3AUSD502B	81350	RESISTOR, VAR, CMPSN	BAJ EA	1



ELOMW004

Figure 4. Audio Oscillator TS-421A/U, Bottom View (Capacitor, Reactor, Attenuator and Switch Locations).

TM11-6625-355-SECTION II

(1) ILLUSTRATION (A) FIG NO.	(B) ITEM NO.	(2) SMR CODE	(3) NATIONAL STOCK NUMBER	(4) PART NUMBER	(5) FSCM	(6) DESCRIPTION	(7) USABLE ON CODE U/M	(8) QTY INC IN UNIT
4	1	XDHZZ		911-0004	28480	REACTOR	BAJ EA	2
4	2	PAHZZ	5910-00-899-2537	CM15F391J03	81349	CAPACITOR, FXD, MICA SELECT	BAJ EA	1
4	2	PAHZZ	5910-00-984-4142	CM15FD221GP3	81349	CAPACITOR, FXD, MICA SELECT	BAJ EA	1
4	3	PAHZZ	5910-00-170-7888	BRM205	14655	CAPACITOR, FIXED	BAJ EA	1
4	4	PAHZZ	5910-00-577-6859	CC21CH050C	81349	CAPACITOR, FXD, CER	BAJ EA	1
4	5	PAHZZ	5910-00-846-0194	CP05A1KE474K3	81349	CAPACITOR, FIXED	BAJ EA	2
4	6	PAHZZ	5910-00-543-9081	CP09A1KF473K3	81349	CAPACITOR, FIXED	BAJ EA	2
4	7	PAHZZ	5905-00-404-6810	2G53	28480	ATTENUATOR, VARIA	BAJ EA	1
4	8	PAHZZ	6625-00-815-0967	2AG19WB	28480	SWITCH SUBASSEMB	BAJ EA	1
4	9	PAHZZ	5930-00-694-1299	310-23	28480	SWITCH, ROTARY	BAJ EA	1
4	10	PAHZZ	5910-00-819-8244	SMB650757-3	80063	CAPACITOR, FXD	BAJ EA	1
4	11	XDHZZ		CM208151K	81349	CAPACITOR, FXD, MICA	BAJ EA	1
4	12	PAHZZ	5910-00-782-0175	BR12-450	14655	CAPACITOR, FIXED	BAJ EA	1
4	13	PAHZZ	5910-00-979-3360	73P10496	56289	CAPACITOR, FIXED	BAJ EA	2
4	14	PAHZZ	5910-00-894-2373	KE224K3	81349	CAPACITOR, FXD, PPR	BAJ EA	1

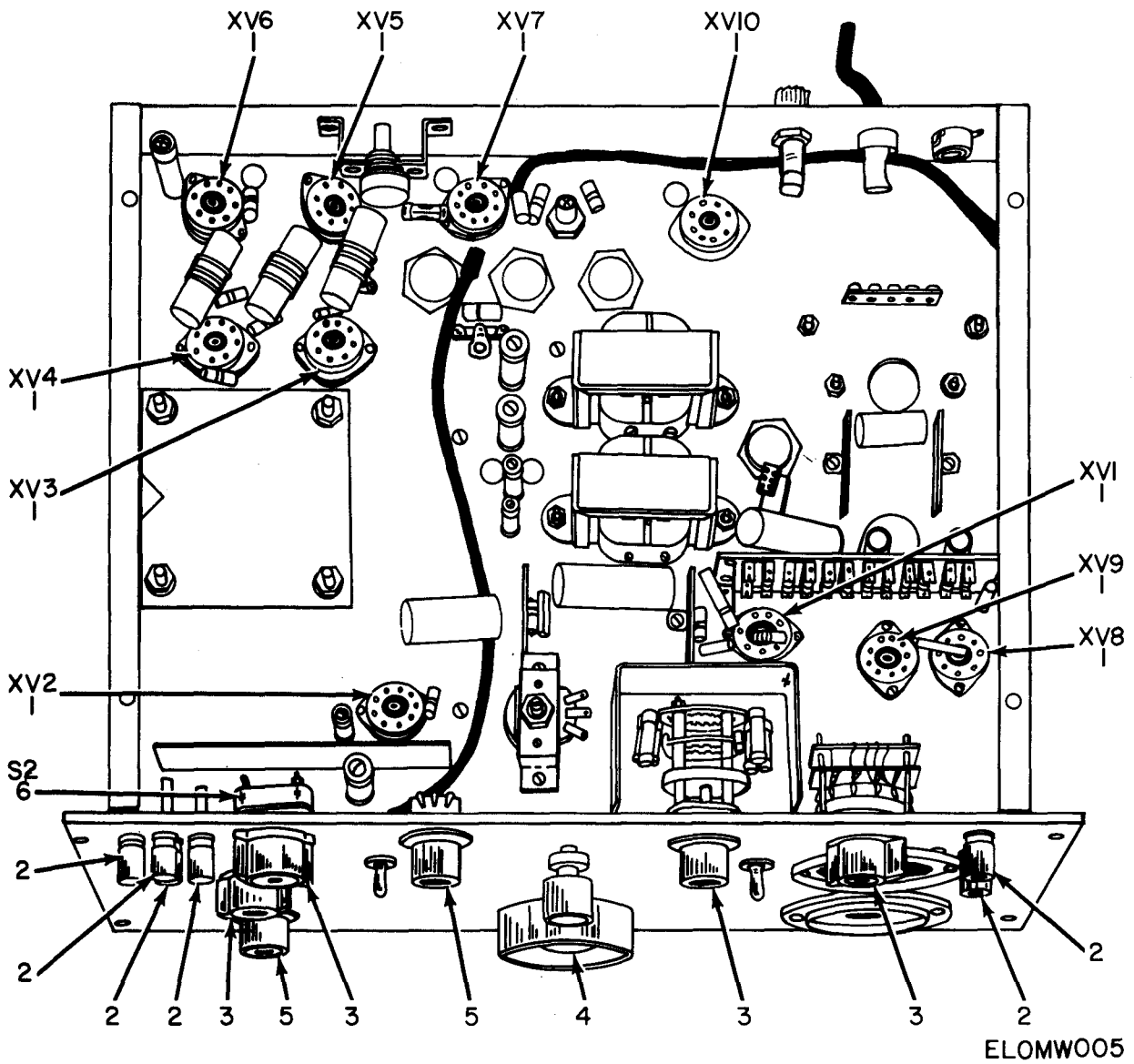
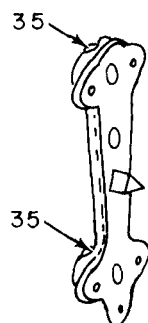



Figure 5. Audio Oscillator TS-421A/U, Bottom View (Hardware Location).

TM11-6625-355-SECTION II

(1) ILLUSTRATION (A) FIG NO.	(B) ITEM NO.	(2) SMR CODE	(3) NATIONAL STOCK NUMBER	(4) PART NUMBER	(5) FSCM	(6) DESCRIPTION	(7) USABLE ON CODE U/M	(8) QTY INC IN UNIT
5	1	PAHZZ	5935-00-257-6870	51A12272	71785	SOCKET, PLUG-IN E	BAJ EA	10
5	2	PAHZZ	5940-00-815-2612	312-13	28480	POST, BINDING, ELE	BAJ EA	6
5	3	XDOZZ	5355-00-161-0699	G41504	80215	KNOB	BAJ EA	4
5	4	XDOZZ		S312-64DD522	75376	KNOB	BAJ EA	1
5	5	PAOZZ	5355-00-537-6271	S311-64DD522L	75376	KNOB	BAJ EA	2
5	6	XDHZZ		137650H1	76854	SWITCH, ROTARY	BAJ EA	1



DETAIL A

ITEM NO.	REF. DES.
36	E1 THRU E4
37	MPI2
38	MPI8
39	N1
40	N2
41	N3
42	O2
43	O3
44	O4

ELOMWO06

Figure 6. Audio Oscillator TS-421A/U, Top View.

(1) ILLUSTRATION (A) FIG NO.	(B) ITEM NO.	(2) SMR CODE	(3) NATIONAL STOCK NUMBER	(4) PART NUMBER	(5) FSCM	(6) DESCRIPTION	(7) USABLE ON CODE U/M	(8) QTY INC IN UNIT
6	1	XDHZZ		CP41B1FF405K	81349	CAPACITOR, FXD, PPR	BAJ EA	4
6	2	PAOZZ	5960-00-188-8499	6H6	81350	ELECTRON TUBE	BAJ EA	2
6	3	PAOZZ	5960-00-228-0053	6L6	81350	ELECTRON TUBE	BAJ EA	2
6	4	PAOZZ	5960-00-617-3634	6J5	81350	ELECTRON TUBE	BAJ EA	1
6	5	PAOZZ	5960-00-100-5273	6SQ7	81350	ELECTRON TUBE	BAJ EA	1
6	6	PAHZZ	5905-00-257-0937	RC42GF472K	81350	RESISTOR, FXD, CMPSN	BAJ EA	1
6	7	PAHZZ	5950-00-752-5124	912-43	28480	TRANSFORMER, AUDI	BAJ EA	1
6	8	PAHZZ	5910-00-556-9455	CP04A1KE105K1	81349	CAPACITOR, FIXED	BAJ EA	1
6	9	XDHZZ		50ML236	28480	CAPACITOR, VAR, AIR	BAJ EA	1
6	10	PAHZZ	5910-00-866-5544	1261J4-60	76854	CAPACITOR, VARIAB	BAJ EA	1
6	11	PAHHH	5905-00-816-0672	2AG34-100	28480	ATTENUATOR SUBASSY	BAJ EA	1
6	12	XDHZZ		600L402	28480	ATTENUATOR, VAR, WW	BAJ EA	1
6	13	PAHZZ	5905-00-246-5632	682B	28480	ATTENUATOR, VAIRA	BAJ EA	1
6	14	PAHHH	5905-00-816-0671	2AG34-10	28480	ATTENUATOR SUBASSY	BAJ EA	1
6	15	PAHZZ	5930-00-270-7031	20994NV	04009	SWITCH, TOGGLE	BAJ EA	2
6	16	PAOZZ	5960-00-188-8504	6F6	81350	ELECTRON TUBE	BAJ EA	1
6	17	PAHZZ	5820-00-532-6120	7185272	64959	COUPLING, SHAFT, RGD	BAJ EA	1
6	18	PAHZZ	5910-00-644-6040	CC26CH390J	81350	CAPACITOR, FXD, CER	BAJ EA	1
6	19	PAHZZ	5910-00-578-1623	CV11C450	81350	CAPACITOR, VAR, CER	BAJ EA	1
6	20	PAOZZ	6240-00-155-8706	MS15571-2	96906	LAMP, INCANDESCEN	BAJ EA	1
6	21	PAOZZ	6210-00-237-7773	23576-2	72619	LENS, INDICATOR	BAJ EA	1
6	22	PAHZZ	6625-00-635-4291	112-2	28480	METER, ARBITRARY	BAJ EA	2
6	23	PAOZZ	5960-00-188-8538	6J7	81349	ELECTRON TUBE	BAJ EA	1
6	24	PAOZZ	5960-00-262-0163	6SN7WGTA	81349	ELECTRON TUBE	BAJ EA	1
6	25	PAOZZ	6240-00-143-7510	356-5-120V	08108	LAMP, INCANDESCENT	BAJ EA	1
6	26	PAHZZ	6210-00-299-4149	2	72619	LAMPHOLDER	BAJ EA	1
6	27	PAHZZ	5950-00-646-3151	912-23	28480	TRANSFORMER, AUDI	BAJ EA	1
6	28	XDHZZ		8961	72964	TRANSFORMER, POWER	BAJ EA	1
6	29	PAHZZ	5935-00-843-7362	MS24663	96906	CONNECTOR, PLUG	BAJ EA	1
6	30	PAHZZ	6145-00-284-0579	C003MGF3-18J0330	28480	CABLE, POWER, ELEC	BAJ FT	V
6	31	PAHZZ	5920-00-462-3342	342001	75915	FUSEHOLDER, EXTRA	BAJ EA	1
6	32	PAOZZ	5920-00-117-8280	MDL1-6	71400	FUSE, CARTRIDGE	BAJ EA	1
6	33	XD0ZZ		5U4GA	81350	ELECTRON TUBE	BAJ EA	1
6	34	PAHZZ	5910-00-681-7351	FP375-8	37942	CAPACITOR, FIXED	BAJ EA	1
6	35	XDHZZ		50MS616	28480	PANEL, BEARING	BAJ EA	2
6	36	XDHZZ		NS5W0108	81350	INSULATOR, STDF	BAJ EA	4
6	37	PAHZZ	5360-00-771-4042	146-23PS	28480	SPRING, HELICAL	BAJ EA	1
6	38	PAHZZ	3020-00-203-1564	9100245	28480	POWER SHAFT	BAJ EA	1
6	39	PAHZZ	5355-00-503-3078	600S427	28480	DIAL, SCALE	BAJ EA	1
6	40	XDHZZ		600S428	28480	DIAL, SCALE	BAJ EA	1

TM11-6625-355-SECTION II

(1) ILLUSTRATION (A) FIG NO.	(B) ITEM NO.	(2) SMR CODE	(3) NATIONAL STOCK NUMBER	(4) PART NUMBER	(5) FSCM	(6) DESCRIPTION	(7) USABLE ON CODE U/M	(8) QTY INC IN UNIT
6	41	PAHZZ	5355-00-503-3067	54MS229	28480	DIAL, SCALE	BAJ EA	1
6	42	XDHZZ	3020-00-203-1564	600S328PT2AG32A	28480	GEAR, SPUR	BAJ EA	1
6	43	PAHZZ	6625-00-096-7153	5MS100L	28480	SHAFT ASSEMBLY	BAJ EA	1
6	44	XDHZZ	6625-00-096-7096	D32A	28480	GEAR ASSEMBLY	BAJ EA	1

NATIONAL STOCK NUMBER AND PART NUMBER INDEX
 NOTE: L2 INCLUDED AT END OF INDEX.

STOCK NUMBER	FIGURE NO.	ITEM NO.	STOCK NUMBER	FIGURE NO.	ITEM NO.
3010-00-032-5475	2	12	5905-00-404-6810	4	7
5905-00-078-8761	1	45	5920-00-462-3342	1	26
5910-00-080-5735	1	30	5920-00-462-3342	6	31
5905-00-087-6593	1	35	6625-00-498-3519	2	16
6625-00-096-7096	6	44	5355-00-503-3067	6	41
6625-00-096-7153	6	43	5355-00-503-3078	6	39
5960-00-100-5273	6	5	6625-00-532-4155	2	15
5910-00-100-8134	1	31	5820-00-532-6120	6	17
5920-00-117-8280	1	27	5905-00-538-4233	3	17
5920-00-117-8280	6	32	5910-00-543-9081	4	6
5910-00-129-3152	1	13	5910-00-552-1300	1	6
			5905-00-553-2219	1	48
6240-00-143-7510	2	23	5910-00-556-9455	6	8
6240-00-143-7510	6	25	5910-00-578-1623	6	19
6240-00-155-8706	2	13	5960-00-617-3634	6	4
6240-00-155-8706	6	20	6625-00-635-4291	6	22
5355-00-161-0699	1	3	5905-00-643-5626	1	4
5355-00-161-0699	5	3	5905-00-643-5626	3	32
5355-00-161-1179	2	9	5905-00-643-9461	3	12
5910-00-170-7888	4	3	5910-00-644-6040	6	18
5960-00-188-8504	2	6	5950-00-645-5801	2	20
5960-00-188-8504	6	16	5950-00-646-3151	6	27
5905-00-195-2711	3	18	5910-00-681-7351	6	34
5905-00-195-3468	3	28	5930-00-694-1299	1	46
5905-00-195-7640	3	26	5930-00-694-1299	4	9
3020-00-203-1564	6	38	5905-00-707-1030	1	43
3020-00-203-1564	6	42	6625-00-715-7797	2	27
5960-00-228-0053	6	3	5905-00-721-1634	1	12
5930-00-231-1491	2	11	5950-00-752-5124	6	7
6210-00-237-7773	6	21	5360-00-771-4042	6	37
5905-00-246-5632	6	13	5910-00-782-0175	4	12
5905-00-257-0937	6	6	5905-00-808-1718	1	14
5935-00-257-6870	5	1	5905-00-808-1718	3	21
5905-00-258-6557	3	19	5950-00-809-4571	1	25
5905-00-259-2509	3	20	6625-00-815-0967	4	8
5930-00-270-7031	6	15	5940-00-815-2612	1	9
			5940-00-815-2612	5	2
5905-00-279-4302	1	32	5905-00-816-0671	6	14
5905-00-279-4302	3	8	5905-00-816-0672	2	10
6145-00-284-0579	2	22	5905-00-816-0672	6	11
6145-00-284-0579	6	30	5905-00-832-4751	1	47
5970-00-284-8773	2	26	5935-00-843-7362	2	21
5905-00-299-2004	1	20	5935-00-843-7362	6	29
5905-00-299-2004	3	13	5910-00-846-0194	4	5
5905-00-299-2019	1	41	5910-00-866-5544	6	10
5905-00-299-2019	3	6	5905-00-882-1867	1	29
6210-00-299-4149	6	26	5910-00-894-2373	4	14
6250-00-299-6916	1	33	5910-00-899-2537	4	2
6250-00-299-6916	2	14	5935-00-935-2231	1	11
5905-00-404-6810	1	42	5910-00-979-3360	4	13
5905-00-404-6810	2	7			

PART NUMBER	FSCM	FIG NO	ITEM NO	PART NUMBER	FSCM	FIG NO	ITEM NO
A	10646	1	15	DC1	19701	3	16
				DC1-18493F	19701	3	14
BRM205	14655	4	3	DC100J82503F	91637	1	47
BR12-450	14655	4	12	DNSID	24655	2	9
BW1	75042	1	7	D32A	28480	6	44
BW1	75042	3	23	FP375-8	37942	6	34
				FYG7R0K	12697	3	12
CC26CH390J	81350	6	18	G41504	80215	1	3
CM15F391J03	81349	4	2	G41504	80215	5	3
CM20B151K	81349	4	11	KE224K3	81349	4	14
				MDC8604F	75042	1	44
CM20B391K	81349	1	31	MDC8604F	75042	3	15
CP04A1KE105K1	81349	6	8	MDL1-6	71400	1	27
CP05A1KE474K3	81349	4	5	MDL1-6	71400	6	32
CP09A1KF473K3	81349	4	6	MF8CD2552F	19701	3	1
				MS15571-2	96906	2	13
CP26A1EF503X	81350	1	34	MS15571-2	96906	6	20
CP26A1FF504X	81350	1	6	MS24663	96906	2	21
CP41B1FF405K	81349	6	1	MS24663	96906	6	29
CP70B1FF106K	81350	1	24	M12883-01-2	81349	1	11
CV11C450	81350	6	19	M25	28480	2	12
C003MFG3-18J0330	81349	2	22	NS3W0108	81350	2	25
C003MGF3-18J0330	28480	6	30	NS5W0108	81350	6	36
DC1	19701	1	49	N135STYLESF32105-2	88416	2	16

NATIONAL STOCK NUMBER AND PART NUMBER INDEX

PART NUMBER	FSCM	FIG. NO.	ITEM NO.	PART NUMBER	FSCM	FIG. NO.	ITEM NO.
RA30NASC102A	81349	3	17	2AG34A100	28480	2	10
RC20GF105K	81350	1	19	2AG7	28480	2	4
RC20GF105K	81350	3	11	2A10000	63743	1	17
				2G52	28480	1	40
				2G53	28480	1	42
				2G53	28480	2	7
				2G53	28480	4	7
				2R	35434	3	20
RC32GF104K	81350	3	13	2R500	35434	3	28
				205ACSPEC6043	28480	2	15
				20994NV	4009	6	15
				23576-2	72619	6	21
RC32GF155K	81350	3	29	26634J3	76854	1	46
RC32GF223K	81350	3	27	27-5	28480	1	12
RC32GF223K	81350	1	41	3S6-5-120V	8108	2	23
RC32GF223K	81350	3	6	310-23	28480	4	9
RC32GF273K	81350	3	19	312-13	28480	5	2
RC32GF274K	81350	1	32	312-13	91637	1	9
RC32GF274K	81350	3	8	342001	75915	1	26
RC32GF332K	81350	1	21	342001	75915	6	31
RC32GF333K	81350	1	36	356-5-120V	8108	6	25
RC32GF333K	81350	3	9	44	74970	2	26
				5MS100L	28480	6	43
RC32GF564K	81350	1	8	5MS749	28480	2	27
RC32GF564K	81350	3	22	5T4	81350	2	24
				5U4GA	81350	6	33
RC32GF822K	81350	3	5	50ML236	28480	6	9
RC32G104K	81350	1	20	50MS616	28480	6	35
RC42GF330K	81350	3	3	51A12272	71785	5	1
RC42GF472K	81350	6	6	54MS229	28480	6	41
RN70BB252F	81349	1	48	6F6	81350	2	6
RN70D8452A	81349	1	45	6F6	81350	6	16
RN70D8453F	81349	1	43	6F8G	81350	2	17
RV3AUFK503A	81350	1	2	6H6	81350	2	1
RV3AUSD502B	81350	1	4	6H6	81350	6	2
RV3AUSD502B	81350	3	32	6J5	81350	6	4
RV4AUSD253A	81350	3	18	6J7	81350	2	18
RW29V821	81349	1	14	6J7	81350	6	23
RW29V821	81349	3	21	6L6	81350	2	2
RW32V242	81349	1	29	6L6	81350	6	3
RW67V152	81349	1	35	6SF5	81350	2	3
R20-9-10K10	35434	3	26				
S311-64DD522L	75376	5	5	6SQ7	81350	6	5
S312-64BBL	75376	1	1	600L402	28480	6	12
S312-64DD522	75376	5	4	600L402PT2AG34A	28480	2	8
				600S328PT2AG32A	28480	6	42
1-010-814	71590	1	5	600S427	28480	6	39
				600S428	28480	6	40
112-2	28480	6	22	659-1	95263	1	33
1261J4-60	76854	6	10	682B	28480	6	13
137650H1	76854	1	10	695-1	95263	2	14
137650H1	76854	5	6	7185272	64959	6	17
146-23PS	28480	6	37	73P10496	56289	4	13
1543EE49F	78790	2	5	8280K16	27191	2	11
160-0006	2734	1	30	8495088	18876	1	16
1653F79	78790	2	19	8495088	18876	3	25
17-205	28480	1	13	8961	72964	6	28
2	72619	6	26	910-100	28480	2	20
2AG19WB	28480	4	8	9100245	28480	6	38
2AG26	28480	1	23	911-0004	28480	4	1
2AG27-5	28480	3	30	9110-0004	28480	1	25
2AG30	28480	1	50	912-23	28480	6	27
2AG34-10	28480	6	14	912-43	28480	6	7
2AG34-100	28480	6	11				

NATIONAL STOCK NUMBER AND PART NUMBER INDEX

LATEST NATIONAL STOCK NUMBER ASSIGNMENTS

STOCK NUMBER	FIG. NO.	ITEM NO.	STOCK NUMBER	FIG. NO.	ITEM NO.
5905-00-101-2442	1	7	5960-00-262-0163	6	24
5905-00-101-2442	3	23	5905-00-279-2630	3	3
5905-00-104-8351	1	37	5905-00-280-0530	3	24
5905-00-104-8351	3	7	5905-00-299-2015	3	19
5905-00-106-9346	1	28	5905-00-299-2019	3	27
5905-00-106-9346	3	2	5910-00-337-7648	1	18
5905-00-114-5441	1	22	5905-00-409-7616	1	19
5905-00-121-9861	1	39	5905-00-409-7616	3	11
5905-00-121-9861	3	10	5355-00-537-6271	5	5
5905-00-141-1267	1	38	5910-00-577-6859	4	4
5960-00-188-8499	2	1	5960-00-615-5682	2	3
5960-00-188-8499	6	2	5960-00-617-3623	2	24
5960-00-188-8538	2	18	5960-00-617-8532	2	17
5960-00-188-8538	6	23			
5960-00-228-0053	2	2	5910-00-819-8244	4	10
			5910-00-984-4142	4	2

LATEST PART NUMBER ASSIGNMENTS

PART NUMBER	FSCM	FIG. NO.	ITEM NO.	PART NUMBER	FSCM	FIG. NO.	ITEM NO.
CC21CH050C	81349	4	4	RCR32G103JS	81349	3	2
CM15FD221GP3	81349	4	2	RCR32G154JS	81349	1	37
CQR09A1KF104J3M	81349	1	18	RCR32G154JS	81349	3	7
RCR20G563JS	81349	1	22	RC32GF393J	81349	3	19
RCR32G102JR	81349	1	38	SMB650757-3	80063	4	10
RCR32G102JS	81349	1	39	1-3-4EV	35434	3	24
RCR32G102JS	81349	3	10	6SN7WGTA	81349	6	24
RCR632G103JS	81349	1	28				

ADDITIONAL LATEST NATIONAL STOCK NUMBER ASSIGNMENTS

STOCK NUMBER	FIG. NO.	ITEM NO.
5905-00-247-8684	3	31
5905-00-988-1559	3	4

ADDITIONAL LATEST PART NUMBER ASSIGNMENTS

PART NUMBER	FSCM	FIG. NO.	ITEM NO.
RCR32G105JS	81350	3	31
2100-0022	28480	3	4



SOMETHING WRONG WITH THIS MANUAL?

THEN... JOT DOWN THE DOPE ABOUT IT ON THIS FORM, TEAR IT OUT, FOLD IT AND DROP IT IN THE MAIL!

FROM: (YOUR UNIT'S COMPLETE ADDRESS)

Commander
Stateside Army Depot
ATTN: AMSTA-US
Stateside, N.J. 07703

DATE 10 July 1975

PUBLICATION NUMBER

TM 11-5840-340-12

DATE

23 Jan 74

TITLE

Radar Set AN/SPS-76

BE EXACT... PIN-POINT WHERE IT IS

IN THIS SPACE TELL WHAT IS WRONG AND WHAT SHOULD BE DONE ABOUT IT:

PAGE NO.	PARA-GRAPH	FIGURE NO.	TABLE NO.
----------	------------	------------	-----------

2-25	2-28		
3-10	3-3		3-1
5-6	5-8		

FO3

Recommend that the installation antenna alignment procedure be changed through to specify a 2° IFF antenna lag rather than 1°.

REASON: Experience has shown that with only a 1° lag, the antenna servo system is too sensitive to wind gusting in excess of 25 knots, and has a tendency to rapidly accelerate and decelerate as it hunts, causing strain to the drive train. Hunting is minimized by adjusting the lag to 2° without degradation of operation.

Item 5, Function column. Change "2 db" to "3db."

REASON: The adjustment procedure for the TRANS POWER FAULT indicator calls for a 3 db (500 watts) adjustment to light the TRANS POWER FAULT indicator.

Add new step f.1 to read, "Replace cover plate removed in step e.1, above."

REASON: To replace the cover plate.

Zone C 3. On J1-2, change "+24 VDC to "+5 VDC."

REASON: This is the output line of the 5 VDC power supply. + 24 VDC is the input voltage.

TEAR ALONG DOTTED LINE

TYPED NAME, GRADE OR TITLE, AND TELEPHONE NUMBER

SSG I. M. DeSpirito 999-1776

SIGN HERE:

SSG I. M. DeSpirito

DA FORM 2028-2
1 AUG 74

P.S.--IF YOUR OUTFIT WANTS TO KNOW ABOUT YOUR MANUAL ("FIND") MAKE A CARBON COPY OF THIS AND GIVE IT TO YOUR HEADQUARTERS.

HISA 1686-75

RECOMMENDED CHANGES TO EQUIPMENT TECHNICAL MANUALS



SOMETHING WRONG WITH THIS MANUAL?

THEN... JOT DOWN THE DOPE ABOUT IT ON THIS FORM, TEAR IT OUT, FOLD IT AND DROP IT IN THE MAIL!

FROM: (YOUR UNIT'S COMPLETE ADDRESS)

DATE

PUBLICATION NUMBER

DA 11-624-255-04P

DATE

6 July 74

TITLE

BE EXACT... PIN-POINT WHERE IT IS

IN THIS SPACE TELL WHAT IS WRONG AND WHAT SHOULD BE DONE ABOUT IT:

PAGE NO.	PARA-GRAPH	FIGURE NO.	TABLE NO.

TYPED NAME, GRADE OR TITLE, AND TELEPHONE NUMBER

SIGN HERE:

TEAR ALONG DOTTED LINE

FILL IN YOUR
UNIT'S ADDRESS

FOLD BACK

DEPARTMENT OF THE ARMY

OFFICIAL BUSINESS

PENALTY FOR PRIVATE USE, \$300

POSTAGE AND FEES PAID
DEPARTMENT OF THE ARMY
DOD-314



Commander
US Army Communications and
Electronics Materiel Readiness Command
ATTN: DRSEL-MA-Q
Fort Monmouth, New Jersey 07703

FOLD BACK

TEAR ALONG DOTTED LINE

REVERSE OF DA FORM 2028-2



SOMETHING WRONG WITH THIS MANUAL?

THEN... JOT DOWN THE DOPE ABOUT IT ON THIS FORM. TEAR IT OUT, FOLD IT AND DROP IT IN THE MAIL!

FROM: (YOUR UNIT'S COMPLETE ADDRESS)

DATE

PUBLICATION NUMBER

DATE

TITLE

11-5625-355-24P

Jul 76

BE EXACT... PIN-POINT WHERE IT IS

IN THIS SPACE TELL WHAT IS WRONG AND WHAT SHOULD BE DONE ABOUT IT:

PAGE NO.	PARA-GRAPH	FIGURE NO.	TABLE NO.
----------	------------	------------	-----------

TEAR ALONG DOTTED LINE

TYPED NAME, GRADE OR TITLE, AND TELEPHONE NUMBER

SIGN HERE:

FILL IN YOUR
UNIT'S ADDRESS

FOLD BACK

DEPARTMENT OF THE ARMY

OFFICIAL BUSINESS

PENALTY FOR PRIVATE USE, \$300

POSTAGE AND FEES PAID
DEPARTMENT OF THE ARMY
DOD-314



Commander
US Army Communications and
Electronics Materiel Readiness Command
ATTN: DRSEL-MA-Q
Fort Monmouth, New Jersey 07703

TEAR ALONG DOTTED LINE

FOLD BACK

REVERSE OF DA FORM 2028-2



SOMETHING WRONG WITH THIS MANUAL?

THEN...JOT DOWN THE DOPE ABOUT IT ON THIS FORM, TEAR IT OUT, FOLD IT AND DROP IT IN THE MAIL!

FROM: (YOUR UNIT'S COMPLETE ADDRESS)

DATE

PUBLICATION NUMBER

DATE

TITLE

TM 11-6625-355-24P

July 7

BE EXACT...PIN-POINT WHERE IT IS

IN THIS SPACE TELL WHAT IS WRONG AND WHAT SHOULD BE DONE ABOUT IT:

PAGE NO.	PARA-GRAPH	FIGURE NO.	TABLE NO.
----------	------------	------------	-----------

TEAR ALONG DOTTED LINE

TYPED NAME, GRADE OR TITLE, AND TELEPHONE NUMBER

SIGN HERE:

FILL IN YOUR
UNIT'S ADDRESS

FOLD BACK

DEPARTMENT OF THE ARMY

OFFICIAL BUSINESS

PENALTY FOR PRIVATE USE, \$300

POSTAGE AND FEES PAID
DEPARTMENT OF THE ARMY
DOD-314



Commander
US Army Communications and
Electronics Materiel Readiness Command
ATTN: DRSEL-MA-Q
Fort Monmouth, New Jersey 07703

TEAR ALONG DOTTED LINE

FOLD BACK

REVERSE OF DA FORM 2028-2

By Order of the Secretary of the Army:

BERNARD W. ROGERS
General, United States Army
Chief of Staff

Official:

J.C. PENNINGTON
Brigadier General, United States Army
The Adjutant General

Distribution:

Active Army:

HISA (Ft Monmouth) (33)
 USAINSCOM (2)
 COE (1)
 TSG (1)
 USAARENBD (1)
 DARCOM (1)
 TRADOC (2)
 OS Maj Comd (4)
 TECOM (2)
 USACC (4)
 MDW (1)
 Armies (2)
 Corps (2)
 Svc Colleges (1)
 USASIGS (5)
 USAFAS (2)
 USAARMS (2)
 USAIS (2)
 USAES (2)
 USAICS (3)
 MAAG (1)
 USARMIS (1)
 USAERDAA (1)
 USAERDAW (1)
 APG (2)

Ft Carson (10)
 Ft Gillem (10)
 Ft Gordon (10)
 Ft Huachuca (10)
 Ft Richardson (CERCOM Ofc (2)
 Army Dep (1) except
 LBAD (14)
 SAAD (30)
 TOAD (14)
 SHAD (3)
 USA Dep (1)
 Sig Sec USA Dep (1)
 Units Org Under Fol TOE:
 29-207
 29-610 (2 each)
 Units Org Under Fol TOE:
 11-97
 11-98
 11-117
 11-127
 11-500(AA-AC)
 29-134
 29-136
 55-405
 55-406 (1 each)

NG: State AG (3); Units—None

USAR: None

For explanation of abbreviations used, see AR 310-50.

**DEPARTMENT OF THE ARMY
US ARMY AG PUBLICATIONS CENTER
1635 WOODSON ROAD
ST. LOUIS, MISSOURI 63114**

**OFFICIAL BUSINESS
PENALTY FOR PRIVATE USE \$300**

**POSTAGE AND FEES PAID
DEPARTMENT OF THE ARMY
DOD 314**

